

File preparation

Please read this page carefully to avoid complications and additional costs.

Submission deadline

The graphics order and submission deadline is **24.01.2025**.

For any print documents received after this time, Performance Days shall charge an additional express service fee.

File formats

We require print-ready files in PDF format – either PDF/X-3 or PDF/X-4.

Files should have a scale of 1:1 or 1:10.
When working at scale, note the following:
1:1–100 dpi ; 1:10–1,000 dpi.

Resolution

We require an optimum resolution of at least 120 dpi (scale 1:1).

Bleed margins

In all graphic dimensions, we included a bleed margin of at least 20 mm around the edges (scale 1:1).

Please do not include cutting marks, alignment marks or any other printing information.

Colours

Please always use the CMYK colour space in files.

Logos, text and graphics

Logos should be created as vector graphics. For logos consisting of an image, the file should be adapted to match the original format in terms of size.


Please convert all fonts into paths (including text embedded in a logo).

Please embed graphics in the PDF.
Safe EPS or TIFF always as a compressed file.
Please save an LZW with image compression and no data loss.

Quality assurance

In order to check the status of the layout, we ask for an authoritative and binding print-out or reference PDF.

DOUBLE BOOTH



Full backwall

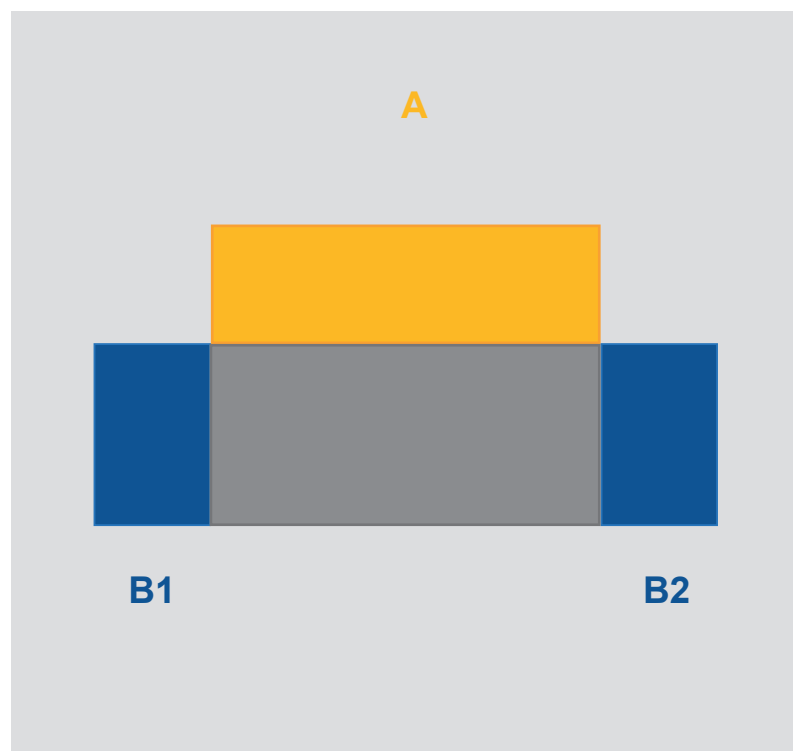
Dimensions:

A: Width 9870 mm x Height 2530 mm

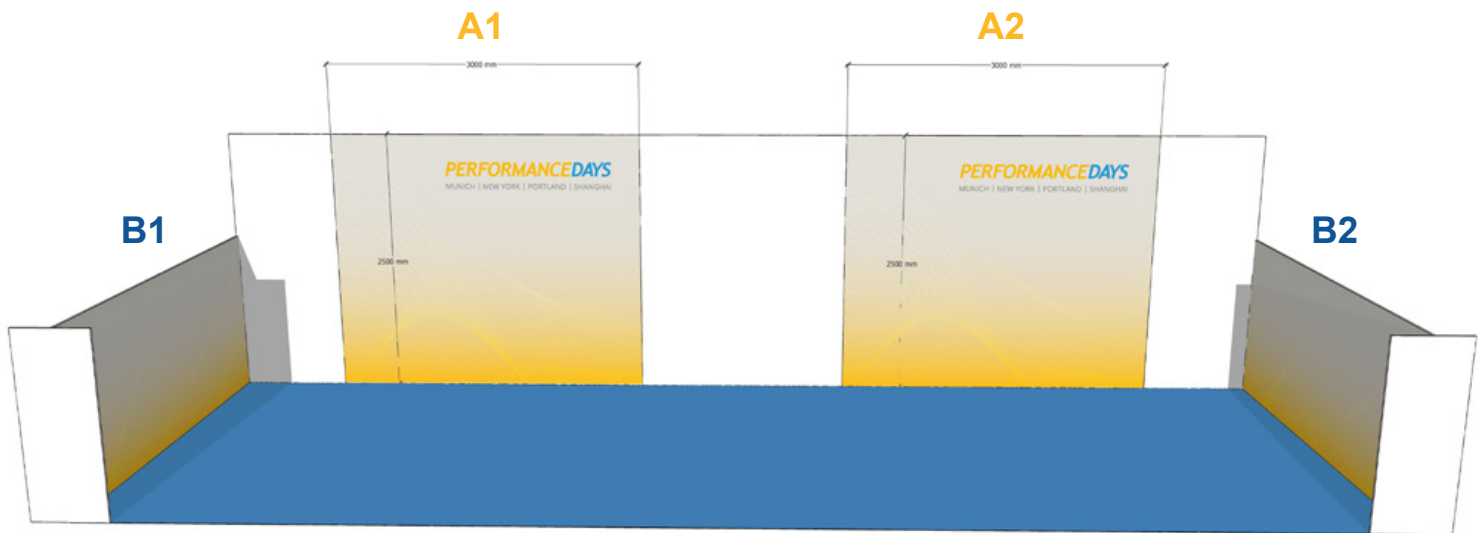
B1 : Width 4010mm x Height 1530 mm

B2 : Width 4010mm x Height 1530 0mm

Bleed margin + 20 mm all around is already included in the graphic sizes



DOUBLE BOOTH



2x 3m backwalls

Dimensions:

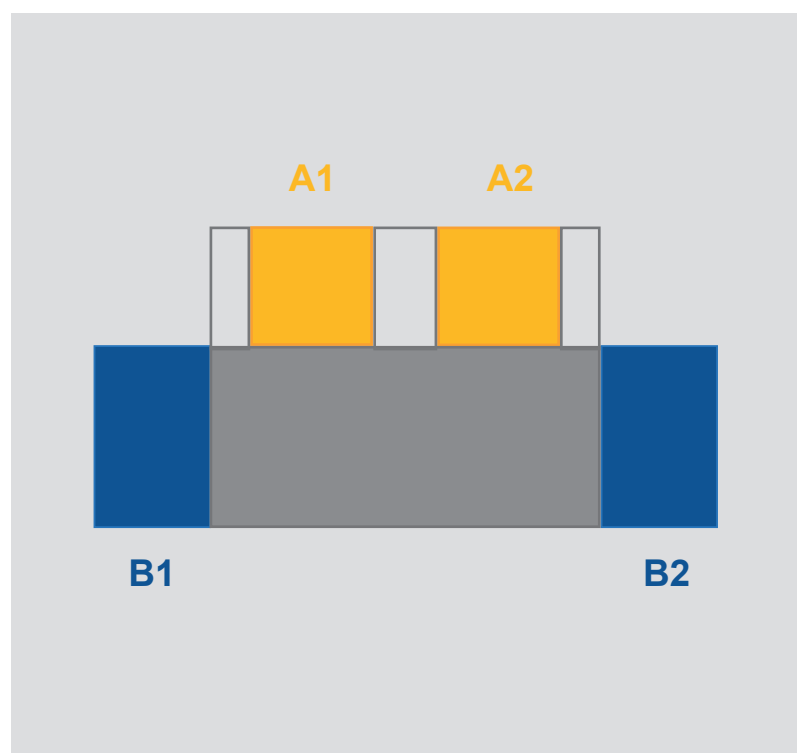
A1 : Width 3020 mm x Height 2530 mm

A2 : Width 3020 mm x Height 2530 mm

B1 : Width 4010 mm x Height 1530 mm

B2 : Width 4010 mm x Height 1530 mm

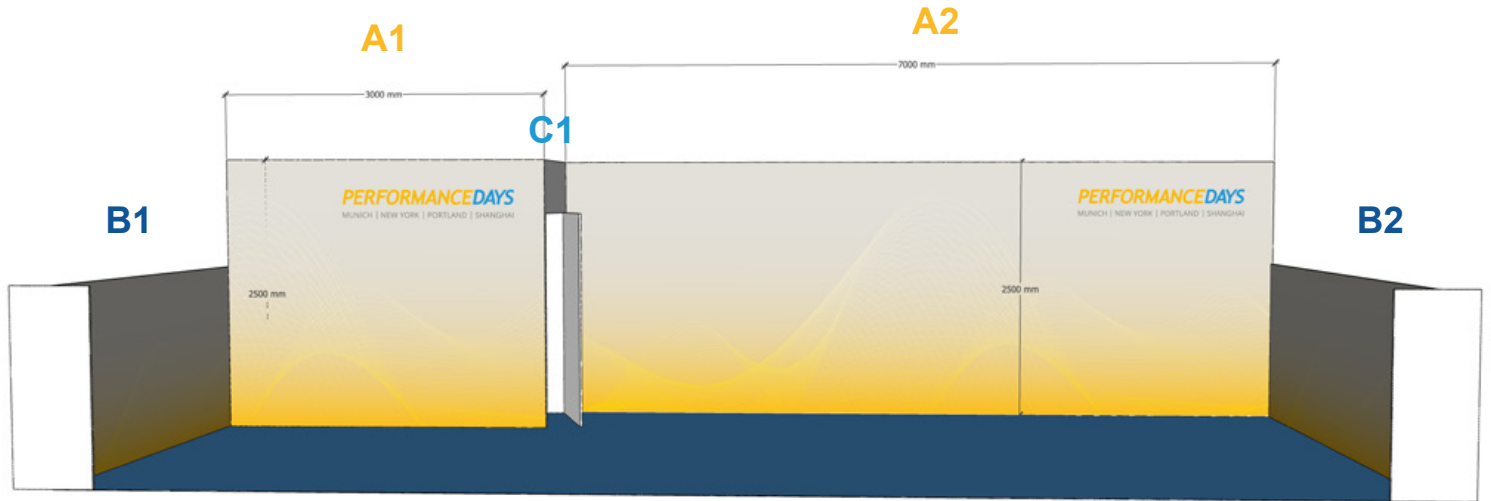
Bleed margin + 20 mm all around is already included in the graphic sizes



DOUBLE BOOTH

PERFORMANCEDAYS

FUNCTIONAL FABRIC FAIR



Larg cabin + backwall

Dimensions:

A1 Cabin: Width 3020 mm x Height 2530 mm

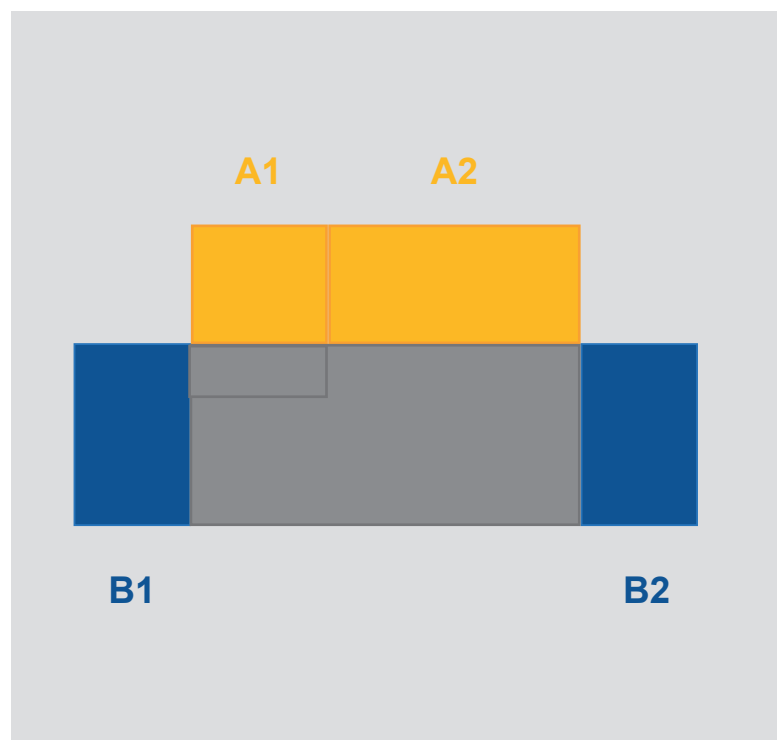
A2 Backwall: Width 7020 mm x Height 2530 mm

B1 : Width 4010mm x Height 1530mm

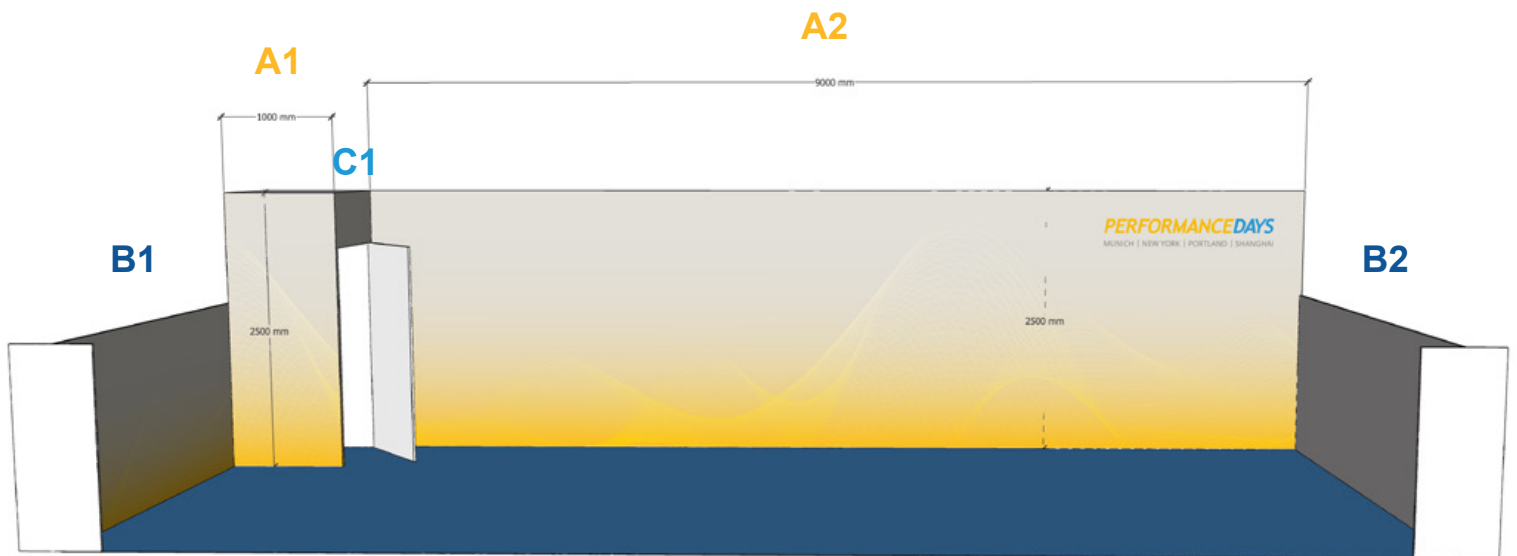
B2 : Width 4010mm x Height 1530mm

C1: Sidewall of cabin with door 1000x2530mm

Bleed margin + 20 mm all around is already included in the graphic sizes



DOUBLE BOOTH



Small cabin + backwall

Dimensions:

- A1 Cabin: Width 1000 mm x Height 2530 mm
- A2 Backwall: Width 9020 mm x Height 2530 mm
- B1 : Width 4010 mm x Height 1530 mm
- B2 : Width 4010 mm x Height 1530 mm
- C1: Sidewall of cabin with door 1000x2530mm

Bleed margin + 20 mm all around is already included in the graphic sizes

