

File preparation

Please read this page carefully to avoid complications and additional costs.

Submission deadline

The submission deadline is 18.08.2023

For any print documents received after this time, Performance Days shall charge an additional express service fee.

File formats

We require print-ready files in PDF format – either PDF/X-3 or PDF/X-4.

Files should have a scale of 1:1 or 1:10. When working at scale, note the following: 1:1–100 dpi ; 1:10–1,000 dpi.

Resolution

We require an optimum resolution of at least 120 dpi (scale 1:1).

Bleed margins

Please set a bleed margin of at least 20 mm around the edge of every file (scale 1:1).

Please do not include cutting marks, alignment marks or any other printing information.

Colours

Please always use the CMYK colour space in files.

Logos, text and graphics

Logos should be created as vector graphics. For logos consisting of an image, the file should be adapted to match the original format in terms of size.


Please convert all fonts into paths (including text embedded in a logo).

Please embed graphics in the PDF.
Safe EPS or TIFF always as a compressed file.
Please save an LZW with image compression and no data loss.

Quality assurance

In order to check the status of the layout, we ask for an authoritative and binding print-out or reference PDF.

STANDARD BOOTH



Full backwall

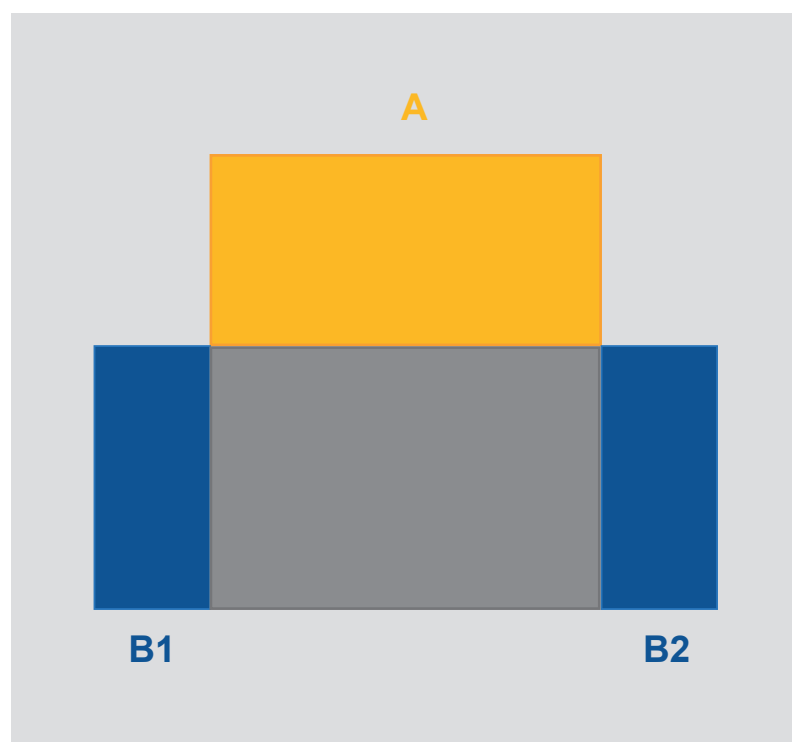
Dimensions:

A : Width 5000 mm x Height 2500 mm

B1 : Width 4000mm x Height 1500mm

B2 : Width 4000mm x Height 1500mm

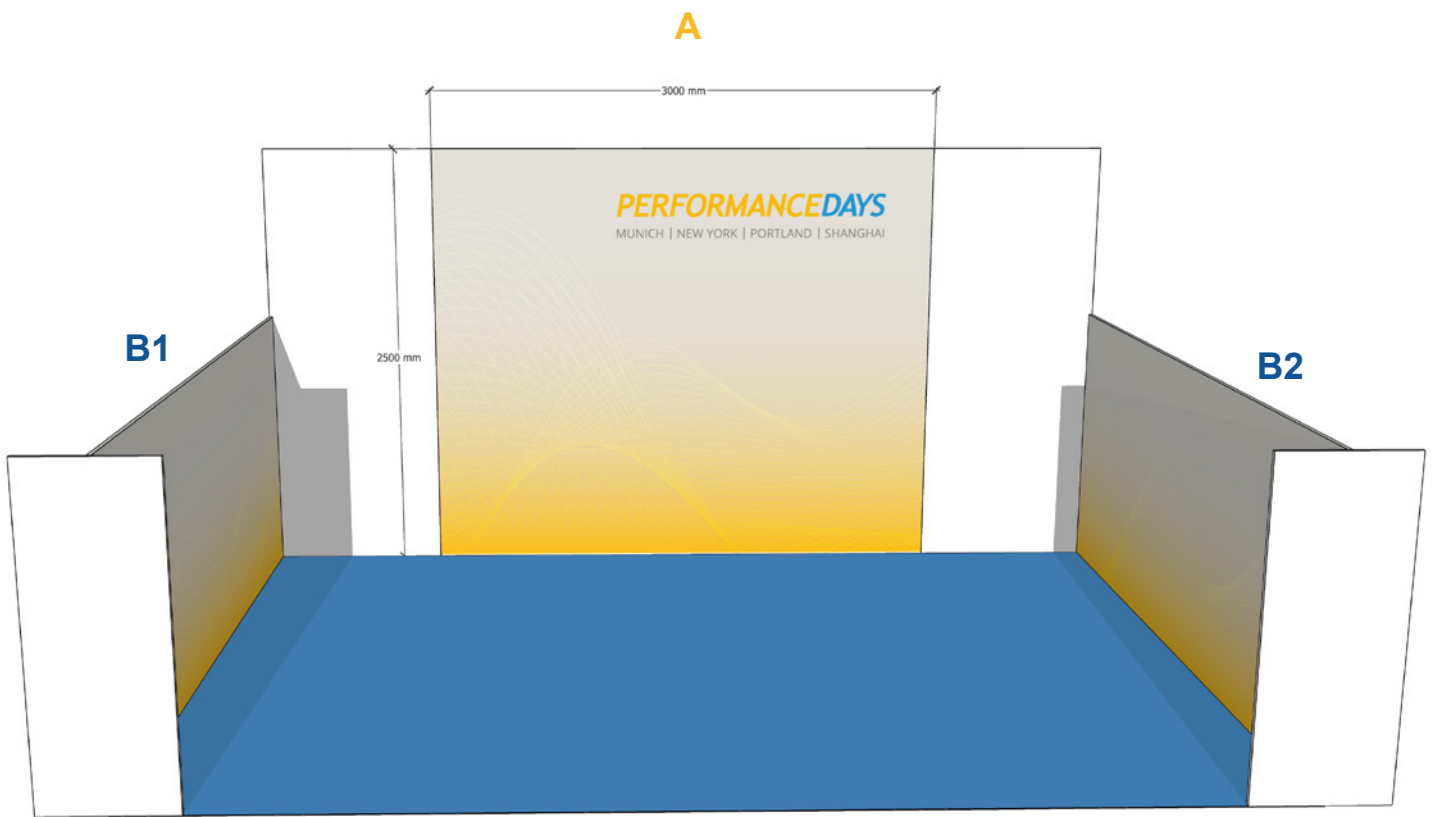
*Bleed margin
+ 20 mm all around*



STANDARD BOOTH

PERFORMANCEDAYS

FUNCTIONAL FABRIC FAIR



Regular backwall

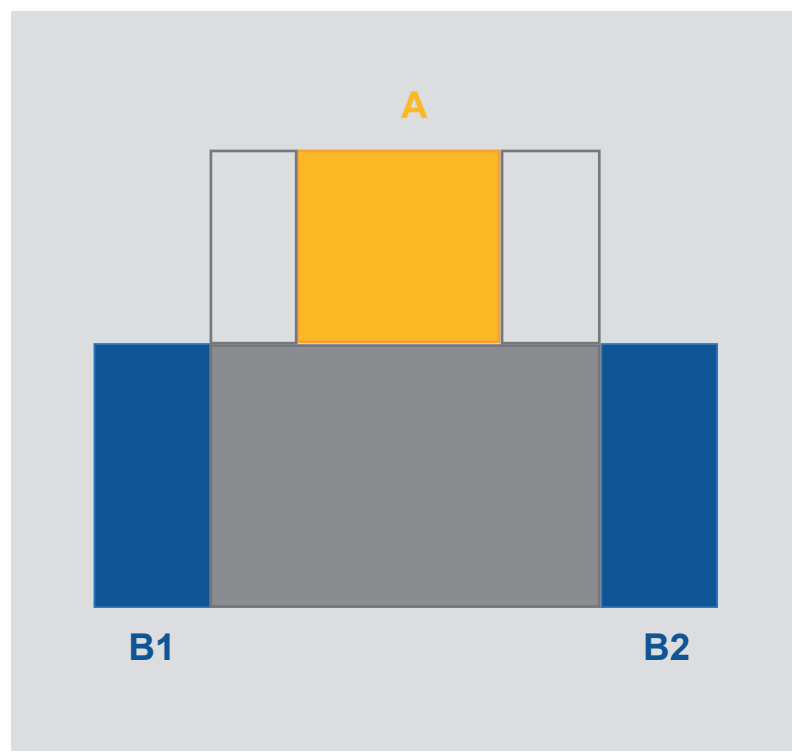
Dimensions:

A : Width 3000 mm x Height 2500 mm

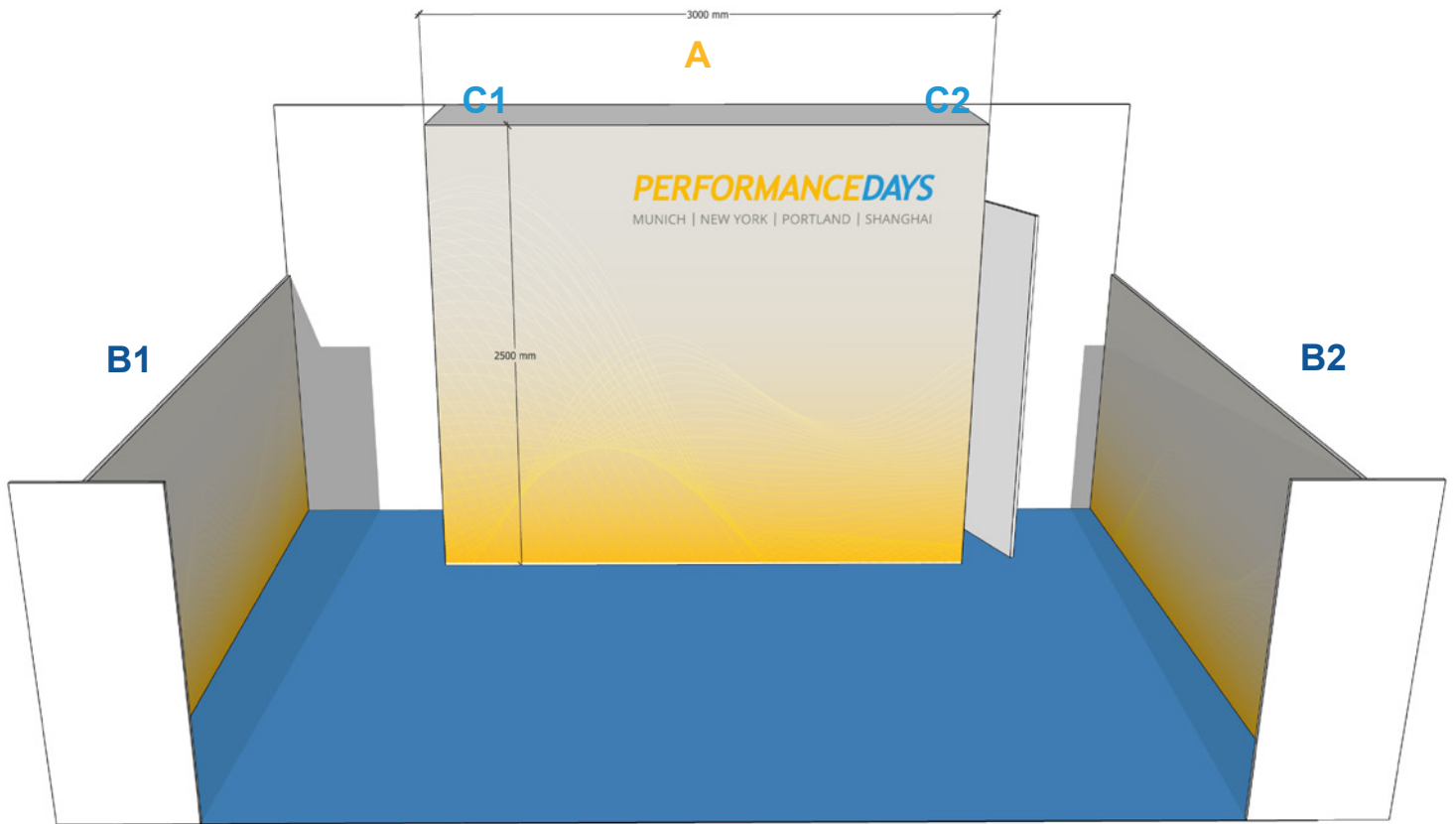
B1 : Width 4000mm x Height 1500mm

B2 : Width 4000mm x Height 1500mm

*Bleed margin
+ 20 mm all around*



STANDARD BOOTH

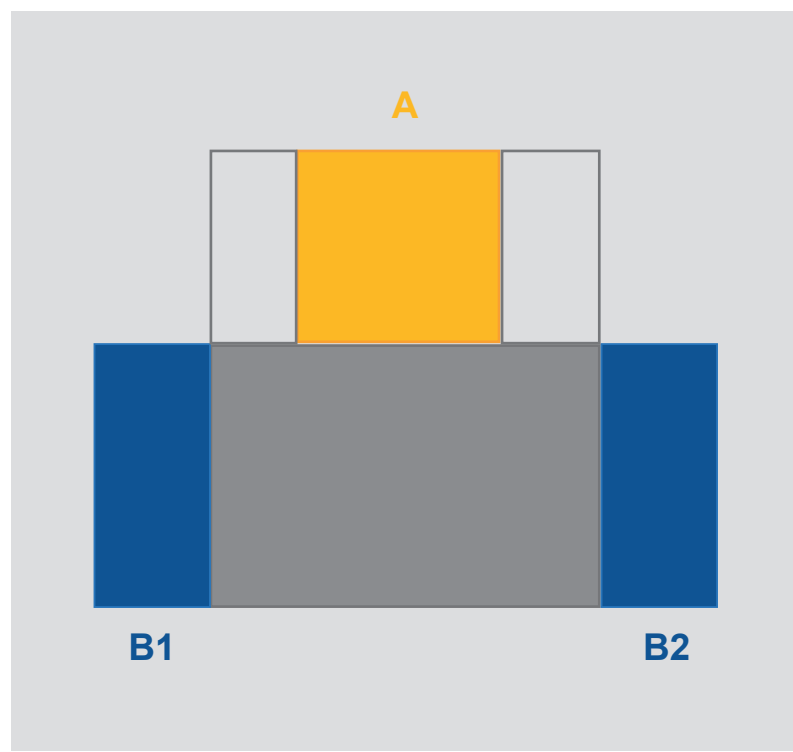


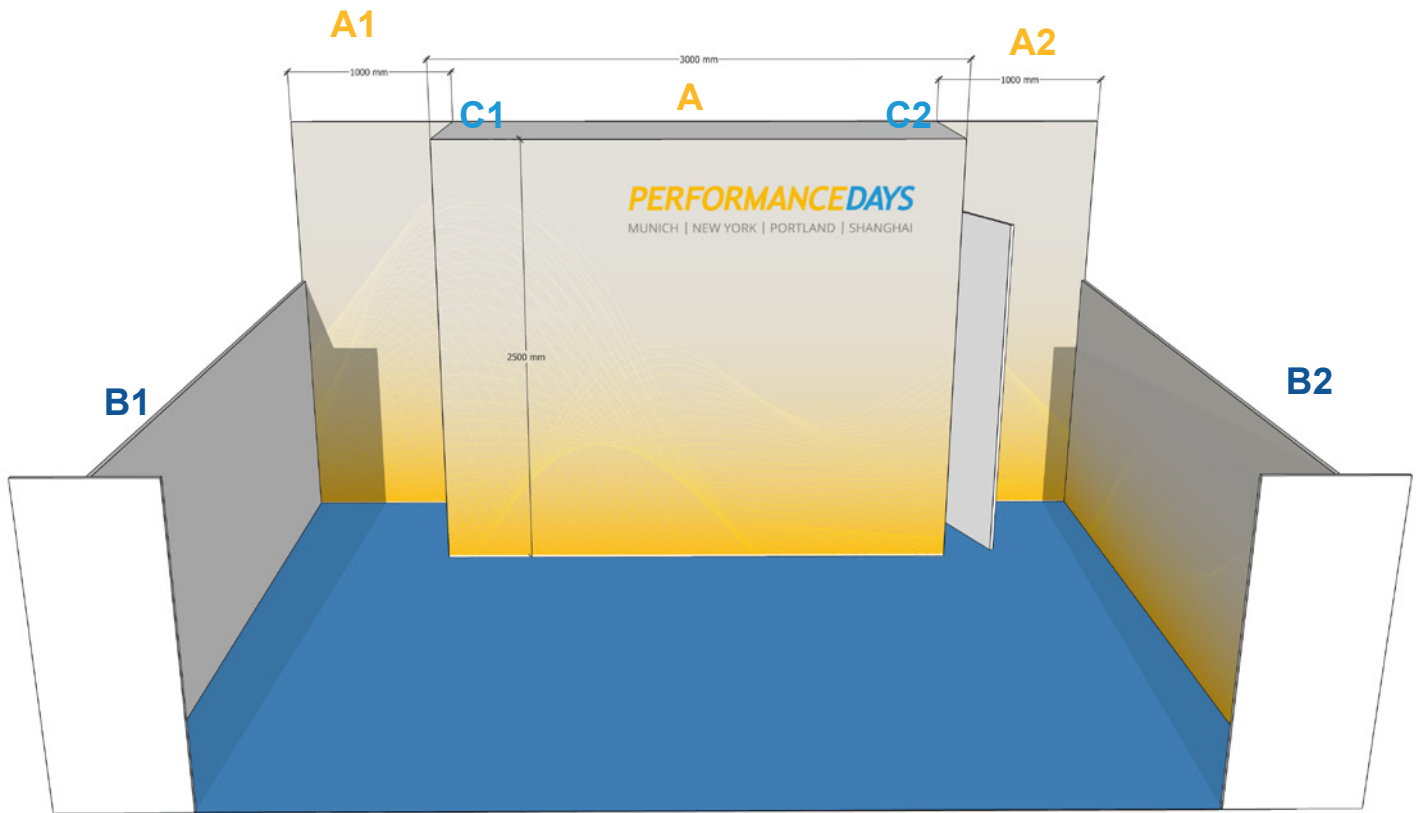
Regular backwall large cabin

Dimensions:

- A : Width 3000 mm x Height 2500 mm
- B1 : Width 4000mm x Height 1500mm
- B2 : Width 4000mm x Height 1500mm
- C1+2: Sidewalls of the cabine 1000x2500mm

Bleed margin
+ 20 mm all around





Regular backwall large cabin

Dimensions:

A : Width 3000 mm x Height 2500 mm

A1 : Width 1000mm x Height 2500mm

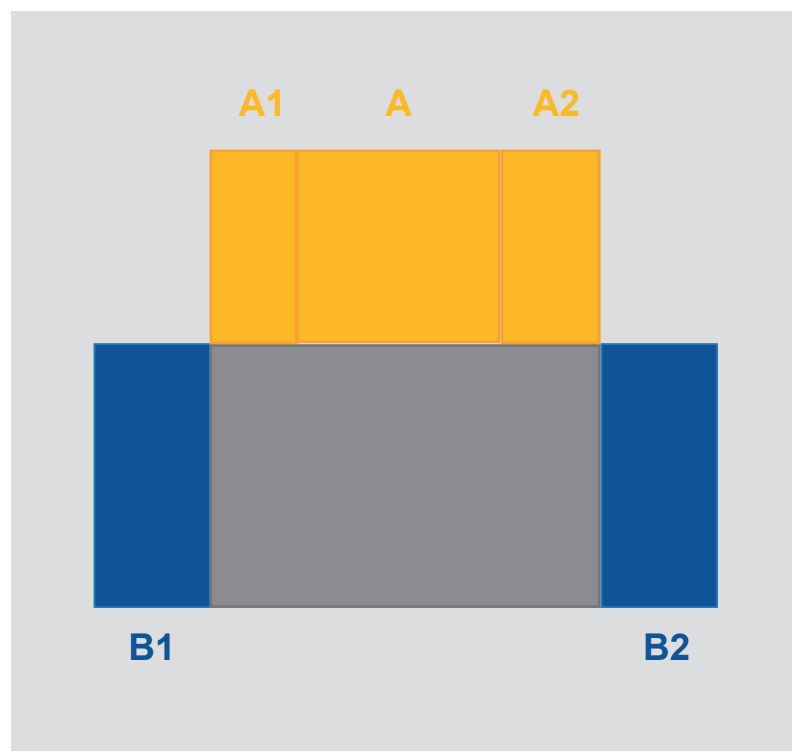
A2 : Width 1000mm x Height 2500mm

B1 : Width 4000mm x Height 1500mm


B2 : Width 4000mm x Height 1500mm

C1+2: Sidewalls of the cabine 1000x2500mm

*Bleed margin
+ 20 mm all around*



STANDARD BOOTH



Regular backwall small cabin

Dimensions:

- A : Width 4000 mm x Height 2500 mm
- A1 : Width 1000mm x Height 2500mm
- B1 : Width 4000mm x Height 1500mm
- B2 : Width 4000mm x Height 1500mm
- C1+C2: Sidewalls of the cabine 1000x2500mm

*Bleed margin
+ 20 mm all around*

